

Rectangular Suite

Ashley Norton



Rectangular Suite - Interior

Ashley Norton

The 5 x 2 1/2" SQ escutcheon is ideal for interior application, available with any lever or knob in your choice of finish.



SQ Escutcheon
5 x 2 1/2"
Shown with Churchill lever
(500) in Dark Oil Rubbed



SQ Escutcheon
5 x 2 1/2"
Shown with Hampton lever
(400) in Dark Oil Rubbed



SQ Escutcheon
5 x 2 1/2"
Shown with Carlisle knob
(6600) in Satin Nickel



SQ Escutcheon
5 x 2 1/2"
Shown with Windsor knob
(900) in Polished Brass

Rectangular Suite - Interior

Ashley Norton

The grand 11 x 2 1/2" SE escutcheon is ideal for larger interior doors and available with any lever or knob in your choice of finish.



SE Escutcheon
11 x 2 1/2"
Shown with Ascot knob
(9200) in Satin Nickel



SE Escutcheon
11 x 2 1/2"
Shown with Hampton lever
(400) in Light Oil Rubbed

Rectangular Suite - Tubular Entry

Ashley Norton



SQTB Escutcheon
Shown with Chesterfield
lever (1700) in
Dark Oil Rubbed



SOES Escutcheon
Shown with Chiltern
lever (1600) in
Dark Oil Rubbed



DB4150 Deadbolt
Shown in Satin Nickel



SQMR Escutcheon

Shown with Chesterfield lever (1700) in Satin Nickel

SQML Escutcheon

Shown with Volo lever (1951) in Polished Chrome



Rectangular Suite - Multipoint Hardware

Ashley Norton



NP3 Escutcheon

Shown with Churchill lever
(500) in Dark Oil Rubbed



CB3 Escutcheon

Shown with Centaur lever
(3490) in Polished Chrome



NMW Escutcheon

Shown with Hampton lever
(400) in Satin Nickel



SQQD Escutcheon

Shown with offset Hampton
pull in Light Oil Rubbed


Our Finishes



Standard



.4 Satin Nickel



.8 Dark Oil Rubbed

Our numerous finishes allow our clients to express individuality. From trendy polished nickel to a more traditional satin nickel or oil rubbed bronze... the choice is yours.

Dark and light oil rubbed bronze are dynamic. These "living" surfaces will take on unique hues as age, climate and touch work their charm, creating an ever-changing patina.

Our standard finishes are dark oil rubbed (.8) and satin nickel (.4). Seven additional finishes are custom manufactured to order.

The photos shown in this brochure give a close representation of the true appearance of these finishes, but a visit to a local dealer will allow you to appreciate the true appearance and feel of our hardware.

Custom



.2 Satin Chrome




.9 Polished Chrome




.4B Polished Nickel



.7 Pewter



.3 Polished Brass



.3U Unlacquered Brass



.6 Light Oil Rubbed

Please note that products ordered in our custom finishes are manufactured to order.

GUIDE TO FINISH CODES

US	BHMA	ASHLEY	FINISH
26D	626	2	Satin Chrome
3	605	3	Polished Brass
3NL	605NL	3U	Unlacquered Brass
15	619	4	Satin Nickel
14	618	4B	Polished Nickel
~	~	6	Light Oil Rubbed
15A	620	7	Pewter
10B	613	8	Dark Oil Rubbed
26	625	9	Polished Chrome