





Grip x Lever/Knob Escutcheon
 Exterior: 18 1/8" x 3", Interior: 12" x 3"
 Shown with Carlisle 660 knob
 in dark bronze patina



Lever x Lever or Knob x Knob Escutcheon
 12" x 3"
 Shown with Churchill 500 lever
 in light bronze patina



4140 Deadbolt
 3" x 2 1/2"
 Shown in dark bronze patina



4100 Deadbolt
 Interior side with flat thumbturn
 2 1/2" dia
 Shown in dark bronze patina



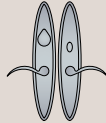
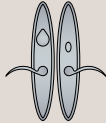
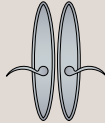
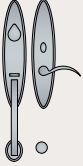
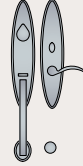
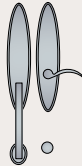
4190 Deadbolt
 Interior side with egg thumbturn
 2 1/2" dia
 Shown in white bronze patina

ORDERING GUIDE

Patina	Escutcheon	Lever/Knob	Function	Handing	Backset*
BZ Dark Bronze LT Light Bronze WL White Bronze TC Matt Black	select from table below	select from pages 13-16	select from table below	L LHR R RHR	2 3/8" / 2 1/2" 2 3/4"

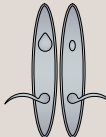
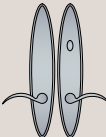
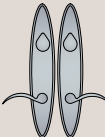
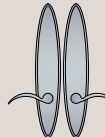
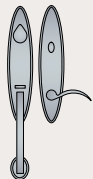
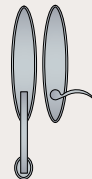








For example to order an item in Light Bronze (LT) patina, with the 18 1/8" x 3" mortise grip escutcheon (OVSG), the Shropshire (800) lever in an Entry (10) function for a left hand door (L), use code: LT.OVSG.800.10.L and specify backset.

*Tubular entrysets and deadbolts available with 2 3/8" or 2 3/4" backset; mortise entrysets available with 2 1/2" or 2 3/4" backset.

	MORTISE ENTRY ⁽¹⁾ ANSI F12	MORTISE DORMITORY ⁽¹⁾ ANSI F13	FULL DUMMY	TRADITIONAL SUITE / MORTISE ENTRYSETS
LEVER x LEVER OR KNOB x KNOB 12 x 3"	 OV MOR / 12 FUNCTION	 OV MOR / 13 FUNCTION	 OV MOR / 22 FUNCTION	
GRIP x LEVER OR GRIP x KNOB EXTERIOR: 18 1/8 x 3" INTERIOR: 12 x 3"	 OV SGL / 10 FUNCTION	 OV SGL / 11 FUNCTION	 OV SGL / 42 FUNCTION	

Available with any lever or knob shown on pages 13-16.

(1) Entry lock has toggle switch. Outside lever/ thumbpiece not operable unless toggle switch activated. Dormitory lock does not have toggle and outside lever/thumbpiece always operable when deadbolt unlocked. Contact us for more details on these functions.

	TUBULAR ENTRY	TUBULAR PATIO	DOUBLE ENTRY	FULL DUMMY	TRADITIONAL SUITE / TUBULAR ENTRYSETS & DEADBOLTS
LEVER x LEVER OR KNOB x KNOB 12 x 3"	 OVLES / 50 FUNCTION	 OVLES / 43 FUNCTION	 OVLES / 52 FUNCTION	 OVLES / 42 FUNCTION	
GRIP x LEVER EXTERIOR: 18 1/8 x 3" INTERIOR: 12 x 3"	 OVTUB / 50 FUNCTION			 OVTUB / 42 FUNCTION	
DEADBOLT 3 x 2 1/2" (egg thumbturn) 2 1/2" dia (flat thumbturn) 2 1/2" dia (egg thumbturn)	 4140  4100  4190	 4740  4700  4790	 4240  4200		

Available with any lever or knob shown on pages 13-16.



RR Rose
 2 3/4" dia
 Shown with Chiltern 160 lever
 in dark bronze patina



RR Rose
 2 3/4" dia
 Shown with Centaur 349 lever
 in light bronze patina



OV Escutcheon
 5 1/8" x 2 1/2"
 Shown with Chester 200 lever
 in white bronze patina



OV Escutcheon
 5 1/8" x 2 1/2"
 Shown with Carlisle 660 knob
 in dark bronze patina



RR587 Privacy Bolt
 2" dia
 Shown in light bronze patina

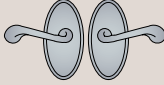
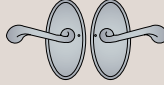

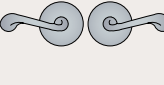
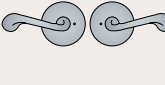




586 Privacy Bolt with Emergency Screw
 1 3/8" dia
 Shown in dark bronze patina

INTERIOR SET ORDERING GUIDE

Patina		Escutcheon	Lever/Knob	Function	Handing	Backset
BZ Dark Bronze	LT Light Bronze	select from table below	select from pages 13-16	select from table below	L Left	2 3/8"
WL White Bronze	TC Matt Black				R Right	2 3/4"

For example to order an item in Dark Bronze (BZ) patina, with the 5 1/8" x 2 1/2" escutcheon (OV), the Churchill (500) lever in a passage (30) function for a left hand door (L), use product code: BZ.OV.500.30.L and specify backset.

	TUBULAR PASSAGE	TUBULAR PRIVACY (PIN)	PRIVACY (BOLT)	DUMMY
LEVER x LEVER OR KNOB x KNOB 5 1/8" x 2 1/2" PLATES	 OV 30 FUNCTION	 OV 20 FUNCTION		 OV 40 FUNCTION
	LEVER x LEVER OR KNOB x KNOB⁽¹⁾ 2 3/4" DIAMETER ROSE	 RR 30 FUNCTION	 RR 20 FUNCTION	 586 PRIVACY BOLT
				 RR587 PRIVACY BOLT

TRADITIONAL SUITE / PASSAGE & PRIVACY SETS

The OV escutcheon can be combined with any lever or knob shown on pages 13-16.

For full dummy with OV plate, order 1x LH + 1x RH single dummy.

(1) Due to installation reasons, the RR rose may not be combined with the Windsor or Newport knobs.