

Arched Suite

*Ashley Norton*



Arched Suite - Interior

*Ashley Norton*

The 7 x 2 1/2" SR escutcheon is ideal for interior application, available with any lever or knob in your choice of finish.



SR Escutcheon  
7 x 2 1/2"  
Shown with Chesterfield lever  
(1700) in Dark Oil Rubbed



SR Escutcheon  
7 x 2 1/2"  
Shown with Churchill lever  
(500) in Dark Oil Rubbed



SR Escutcheon  
7 x 2 1/2"  
Shown with Chiltern lever  
(1600) in Satin Nickel



SR Escutcheon  
7 x 2 1/2"  
Shown with Ascot knob  
(9200) in Light Oil Rubbed

## Arched Suite - Interior

*Ashley Norton*

The  $2\frac{3}{8} \times 2\frac{1}{4}$ " AR escutcheon is suited for interior application, available with any lever or Carlisle knob in your choice of finish.



### AR Escutcheon

$2\frac{3}{8} \times 2\frac{1}{4}$ "

Shown with Chester lever  
(2000) in Satin Nickel



### AR Escutcheon

$2\frac{3}{8} \times 2\frac{1}{4}$ "

Shown with Carlisle knob  
(6600) in Light Oil Rubbed

Arched Suite - Tubular Entry

*Ashley Norton*



SPTB Escutcheon  
Shown with Churchill  
lever (500) in  
Satin Nickel



SPES Escutcheon  
Shown with Churchill  
lever (500) in  
Satin Nickel



DB4165  
Shown in Light Oil Rubbed



SPMR Escutcheon  
Shown with Windsor  
knob (900) in  
Dark Oil Rubbed



SPML Escutcheon  
Shown with Carlisle  
knob (6600) in  
Satin Nickel

Arched Suite - Multipoint Hardware

*Ashley Norton*



SP3 Escutcheon

Shown with Chester lever  
(2000) in Satin Nickel



AB3 Escutcheon

Shown with Shropshire lever  
(800) in Dark Oil Rubbed



SMW Escutcheon

Shown with Chesterfield lever  
(1700) in Light Oil Rubbed



SHP Escutcheon

Shown with offset Hampton  
pull in Dark Oil Rubbed




## Our Finishes



### Standard



.4 Satin Nickel



.8 Dark Oil Rubbed

Our numerous finishes allow our clients to express individuality. From trendy polished nickel to a more traditional satin nickel or oil rubbed bronze... the choice is yours.

Dark and light oil rubbed bronze are dynamic. These "living" surfaces will take on unique hues as age, climate and touch work their charm, creating an ever-changing patina.

Our standard finishes are dark oil rubbed (.8) and satin nickel (.4). Seven additional finishes are custom manufactured to order.

The photos shown in this brochure give a close representation of the true appearance of these finishes, but a visit to a local dealer will allow you to appreciate the true appearance and feel of our hardware.

### Custom



.2 Satin Chrome




.9 Polished Chrome




.4B Polished Nickel



.7 Pewter



.3 Polished Brass



.3U Unlacquered Brass



.6 Light Oil Rubbed

*Please note that products ordered in our custom finishes are manufactured to order.*

### GUIDE TO FINISH CODES

US	BHMA	ASHLEY	FINISH
26D	626	2	Satin Chrome
3	605	3	Polished Brass
3NL	605NL	3U	Unlacquered Brass
15	619	4	Satin Nickel
14	618	4B	Polished Nickel
~	~	6	Light Oil Rubbed
15A	620	7	Pewter
10B	613	8	Dark Oil Rubbed
26	625	9	Polished Chrome